

Existing rates of: **Wasting: 5.7%** **Stunting: 23.8%** **Proportion of population underweight: 15.2%**

Source: Government of Togo (MICS,2017)





















Strong Performance

- Togo has devised a National Nutrition Policy/Strategy.
- Policymakers in Togo benefit from regular nutrition surveys that are statistically representative at national level. The last survey was published in 2017.
- The Government of Togo promotes complementary feeding practices.

Areas for improvement




- Spending on agriculture (5.7% of public spending in 2018), does not meet government commitments set out in the African Union's Maputo Declaration (10% of public spending).
- Togo's spending in its health sector (5.1% of public spending in 2017) does not fully meet (15%) commitments set out in the Abuja Declaration.
- Agricultural extension services are the preserve of government and poor farmers have no say in setting policy priorities. The agricultural research and extension system is not properly reaching out to poor farmers. There is no policy promoting gender equity in access to extension services. This has been the case for an extended period.
- In Togo, the law does not give women economic rights equal to men. Men and women have equal legal access to agricultural land, but this is not effectively enforced and discriminatory practices against women continue, increasing their vulnerability to hunger and undernutrition.
- Togo does not have a separate budget line for nutrition; this prevents transparency and accountability for spending.
- Even though Togo has developed a National Nutrition Policy/Strategy and clear time-bound nutrition targets, a multisectoral and multistakeholder policy coordination mechanism is still lacking.
- The Government of Togo has not enshrined the International Code of Marketing of Breastmilk Substitutes into domestic law.
- Weak access to improved sanitation facilities (16.1% in 2017) obstructs better hunger and nutrition outcomes.
- In Togo only 51.6% of women aged 15-49 were visited at least once during pregnancy by skilled health personnel in 2017.
- In Togo, constitutional protection of the right to social security is weak.
- Social safety nets in Togo are basic and only cover few risks for a limited number of beneficiaries.

Hunger Reduction Commitment Index (HRCI)

Public spending	Score*	Year	HRCI Rank of 45
 Public spending on agriculture as share of total public spending ¹	 5.7%	2018	20th
 Public spending on health as share of total public spending ²	 5.1%	2017	Joint 29th
Policies			
 Access to land (security of tenure) ³	 Moderate	2019	29th
 Access to agricultural research and extension services ³	 Very Weak	2019	42nd
 Civil registration system — coverage of live births	 82.9%	2017	15th
 Functioning of social protection systems ³	 Weak	2018	Joint 25th
Laws			
 Level of constitutional protection of the right to food ³	 Moderate	2016	Joint 8th
 Equality of women's access to agricultural land (property rights) ⁴	 In Law, not in Practice	2019	Joint 27th
 Equality of women's economic rights ⁴	 Not in Law	2019	Joint 16th
 Constitutional right to social security (yes/no)	 No	2014	Joint 26th

























¹ Possible scores are:  <75% of agri. spending pledges (AU commitments set out in the Maputo Declaration)  >=75% & <100%  >=100%

² Possible scores are:  <75% of health spending pledges (AU commitments set out in the Abuja Declaration)  >=75% & <100%  >=100%

³ Possible scores are:  Very Weak/Weak  Moderate  Strong/Very Strong

⁴ Possible scores are:  Not in Law  In Law Not in Practice  In Law & Practice

Nutrition Commitment Index (NCI)

Public spending	Score*	Year	NCI Rank of 45
 Separate budget for nutrition (No/Sectoral only/Yes)	 No	2019	Joint 39th
Policies			
 Vitamin A supplementation coverage for children	 89%	2018	Joint 12th
 Government promotes complementary feeding (yes/no)	 Yes	2014	Joint 1st
 Population with access to an improved water source	 70.9%	2017	35th
 Population with access to improved sanitation	 16.1%	2017	40th
 Health care visits for pregnant women	 51.6%	2017	45th
 Nutrition features in national development policy ¹	 Moderate	2018-2022	24th
 National nutrition policy/strategy (yes/no)	 Yes	2019	Joint 1st
 Multisector and multistakeholder policy coordination (yes/no)	 No	2019	Joint 36th
 Time bound nutrition targets (yes/no)	 Yes	2019	Joint 1st
 National nutrition survey in last 3 years (yes/no)	 Yes	2017	Joint 1st
Laws			
 ICMBMS [^] Enshrined in domestic law ²	 Not Enshrined in Law	2019	Joint 33rd

¹ Possible scores are:  Very Weak/Weak  Moderate  Strong/Very Strong (Note: Performance relative to other countries).

² Possible scores are:  Not Enshrined in Law  Few/Many Aspects Enshrined  Fully enshrined.

[^] International Code of Marketing of Breastmilk Substitutes