

Existing rates of: **Wasting:** 6.4% **Stunting:** 41.6% **Proportion of population underweight:** 26.4%

Source: Government of Madagascar (MICS,2018)





















### Strong Performance

- The Government of Madagascar has ensured tenure security for rural populations. Land titling is common and land markets function well. Policy promotes equitable access to common property resources.
- The National Nutrition Policy/Strategy identifies time bound nutrition targets and a multisectoral and multistakeholder policy coordination mechanism has been set up.
- Policymakers in Madagascar benefit from regular nutrition surveys that are statistically representative at national level. The last survey was published in 2018.
- The Government has fully enshrined the International Code of Marketing of Breastmilk Substitutes into domestic law.
- The Government of Madagascar promotes complementary feeding practices and has achieved two high doses of vitamin A supplementation for 96% of children in 2018.
- In Madagascar, constitutional protection of the right to social security is strong.

### Areas for improvement

- Spending on agriculture (5.9% of public spending in 2018), does not meet government commitments set out in the African Union's Maputo Declaration (10% of public spending).
- Extension services are the preserve of government and poor farmers have no say in setting policy priorities. The agricultural research and extension system is not properly reaching out to poor farmers. There is no policy promoting gender equity in access to extension services.
- In Madagascar, the law does not give women economic rights equal to men. Men and women have equal legal access to agricultural land, but this is not effectively enforced and discriminatory practices against women continue, increasing their vulnerability to hunger and undernutrition.
- Weak access to an improved source of drinking water (55.5% in 2017) and an improved sanitation facility (10.5% in 2017) prevents positive outcomes for hunger and nutrition in Madagascar.
- Social safety nets in Madagascar are basic and only cover few risks for a limited number of beneficiaries.

## Hunger Reduction Commitment Index (HRCI)

Public spending	Score*	Year	HRCI Rank of 45
 Public spending on agriculture as share of total public spending <sup>1</sup>	 5.9%	2018	18th
 Public spending on health as share of total public spending <sup>2</sup>	 15%	2017	2nd
<b>Policies</b>			
 Access to land (security of tenure) <sup>3</sup>	 Strong	2019	1st
 Access to agricultural research and extension services <sup>3</sup>	 Weak	2019	38th
 Civil registration system — coverage of live births	 78%	2018	18th
 Functioning of social protection systems <sup>3</sup>	 Weak	2018	Joint 25th
<b>Laws</b>			
 Level of constitutional protection of the right to food <sup>3</sup>	 Moderate	2019	Joint 8th
 Equality of women's access to agricultural land (property rights) <sup>4</sup>	 In Law, not in Practice	2019	Joint 3rd
 Equality of women's economic rights <sup>4</sup>	 Not in Law	2019	Joint 16th
 Constitutional right to social security (yes/no)	 Yes	2006	Joint 1st

























<sup>1</sup> Possible scores are:  <75% of agri. spending pledges (AU commitments set out in the Maputo Declaration)  >=75% & <100%  >=100%

<sup>2</sup> Possible scores are:  <75% of health spending pledges (AU commitments set out in the Abuja Declaration)  >=75% & <100%  >=100%

<sup>3</sup> Possible scores are:  Very Weak/Weak  Moderate  Strong/Very Strong

<sup>4</sup> Possible scores are:  Not in Law  In Law Not in Practice  In Law & Practice

## Nutrition Commitment Index (NCI)

Public spending	Score*	Year	NCI Rank of 45
 Separate budget for nutrition (No/Sectoral only/Yes)	 Sectoral only	2019	Joint 16th
<b>Policies</b>			
 Vitamin A supplementation coverage for children	 96%	2018	7th
 Government promotes complementary feeding (yes/no)	 Yes	2010	Joint 1st
 Population with access to an improved water source	 55.5%	2017	44th
 Population with access to improved sanitation	 10.5%	2017	43rd
 Health care visits for pregnant women	 85.1%	2018	34th
 Nutrition features in national development policy <sup>1</sup>	 Moderate	2015-2019	16th
 National nutrition policy/strategy (yes/no)	 Yes	2019	Joint 1st
 Multisector and multistakeholder policy coordination (yes/no)	 Yes	2019	Joint 1st
 Time bound nutrition targets (yes/no)	 Yes	2019	Joint 1st
 National nutrition survey in last 3 years (yes/no)	 Yes	2018	Joint 1st
<b>Laws</b>			
 ICMBMS <sup>^</sup> Enshrined in domestic law <sup>2</sup>	 Fully Enshrined	2019	Joint 1st

<sup>1</sup> Possible scores are:  Very Weak/Weak  Moderate  Strong/Very Strong (Note: Performance relative to other countries).

<sup>2</sup> Possible scores are:  Not Enshrined in Law  Few/Many Aspects Enshrined  Fully enshrined.

<sup>^</sup> International Code of Marketing of Breastmilk Substitutes