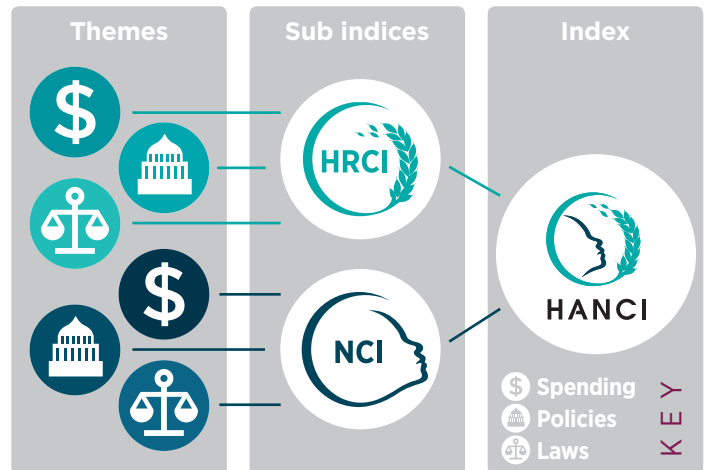
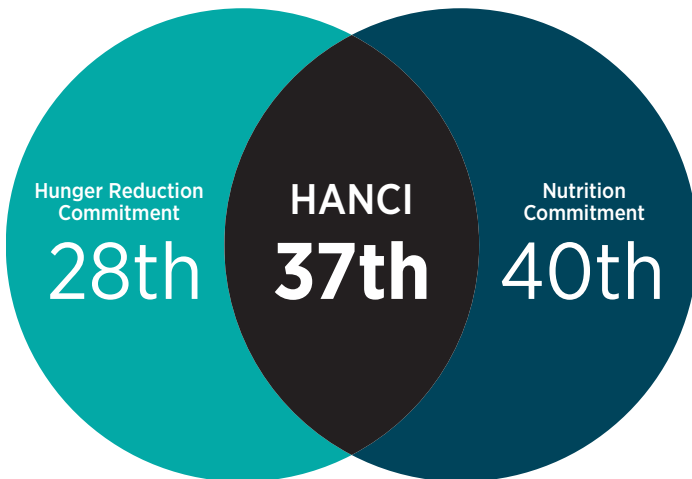




# Key data for Lesotho



Existing rates of: **Wasting:** 2.1% **Stunting:** 34.6% **Proportion of population underweight:** 10.5%

Source: Government of Lesotho (MICS, 2018)





















## Strong Performance

- The Government of Lesotho has ensured tenure security for rural populations. Land titling is common and land markets function well. Policy promotes equitable access to common property resources.
- The National Nutrition Policy/Strategy identifies time bound nutrition targets and a multisectoral and multistakeholder policy coordination mechanism has been set up.
- Policymakers in Lesotho benefit from regular nutrition surveys that are statistically representative at national level. The last survey was published in 2018.
- The Government of Lesotho promotes complementary feeding practices.
- In Lesotho 91.3% of women aged 15-49 were visited at least once during pregnancy by skilled health personnel in 2018.

## Areas for improvement




- Spending on agriculture (2.8% of public spending in 2019), does not meet government commitments set out in the African Union's Maputo Declaration (10% of public spending).
- Lesotho's spending in its health sector (11.8% of public spending in 2017) is close to, yet not fully meeting government commitments set out in the African Union's Abuja Declaration (15% of public spending).
- In Lesotho, the law does not give women economic rights equal to men. Men and women have equal legal access to agricultural land, but this is not effectively enforced and discriminatory practices against women continue, increasing their vulnerability to hunger and undernutrition.
- Lesotho does not have a separate budget line for nutrition; this prevents transparency and accountability for spending.
- The Government of Lesotho has not enshrined the International Code of Marketing of Breastmilk Substitutes into domestic law.
- The Government of Lesotho has achieved two high doses of vitamin A supplementation for only 18% of children in 2017.
- Weak access to improved sanitation facilities (42.8% in 2017) obstructs better hunger and nutrition outcomes.
- In Lesotho, constitutional protection of the right to food and the right to social security is weak.
- Social safety nets in Lesotho are basic and only cover few risks for a limited number of beneficiaries.

## Hunger Reduction Commitment Index (HRCI)

Public spending	Score*	Year	HRCI Rank of 45
 Public spending on agriculture as share of total public spending <sup>1</sup>	 2.8%	2019	Joint 29th
 Public spending on health as share of total public spending <sup>2</sup>	 11.8%	2017	6th
<b>Policies</b>			
 Access to land (security of tenure) <sup>3</sup>	 Strong	2019	Joint 5th
 Access to agricultural research and extension services <sup>3</sup>	 Moderate	2019	Joint 21st
 Civil registration system — coverage of live births	 44.5%	2018	35th
 Functioning of social protection systems <sup>3</sup>	 Weak	2018	Joint 25th
<b>Laws</b>			
 Level of constitutional protection of the right to food <sup>3</sup>	 Weak	2019	Joint 29th
 Equality of women's access to agricultural land (property rights) <sup>4</sup>	 In Law, not in Practice	2019	Joint 3rd
 Equality of women's economic rights <sup>4</sup>	 Not in Law	2019	Joint 16th
 Constitutional right to social security (yes/no)	 No	2014	Joint 26th

























<sup>1</sup> Possible scores are:  <75% of agri. spending pledges (AU commitments set out in the Maputo Declaration)  >=75% & <100%  >=100%

<sup>2</sup> Possible scores are:  <75% of health spending pledges (AU commitments set out in the Abuja Declaration)  >=75% & <100%  >=100%

<sup>3</sup> Possible scores are:  Very Weak/Weak  Moderate  Strong/Very Strong

<sup>4</sup> Possible scores are:  Not in Law  In Law Not in Practice  In Law & Practice

## Nutrition Commitment Index (NCI)

Public spending	Score*	Year	NCI Rank of 45
 Separate budget for nutrition (No/Sectoral only/Yes)	 No	2019	Joint 39th
<b>Policies</b>			
 Vitamin A supplementation coverage for children	 18%	2017	41st
 Government promotes complementary feeding (yes/no)	 Yes	2012	Joint 1st
 Population with access to an improved water source	 78.2%	2017	27th
 Population with access to improved sanitation	 42.8%	2017	15th
 Health care visits for pregnant women	 91.3%	2018	27th
 Nutrition features in national development policy <sup>1</sup>	 Moderate	2013-2017	18th
 National nutrition policy/strategy (yes/no)	 Yes	2019	Joint 1st
 Multisector and multistakeholder policy coordination (yes/no)	 Yes	2019	Joint 1st
 Time bound nutrition targets (yes/no)	 Yes	2019	Joint 1st
 National nutrition survey in last 3 years (yes/no)	 Yes	2018	Joint 1st
<b>Laws</b>			
 ICMBMS <sup>^</sup> Enshrined in domestic law <sup>2</sup>	 Not Enshrined in Law	2019	Joint 33rd

<sup>1</sup> Possible scores are:  Very Weak/Weak  Moderate  Strong/Very Strong (Note: Performance relative to other countries).

<sup>2</sup> Possible scores are:  Not Enshrined in Law  Few/Many Aspects Enshrined  Fully enshrined.

<sup>^</sup> International Code of Marketing of Breastmilk Substitutes