

Existing rates of: **Wasting: 6.8%** **Stunting: 17.5%** **Proportion of population underweight: 12.6%**

Source: Government of Ghana (MICS,2017)





















Strong Performance

- The Government encourages varied agricultural research and extension services, and local farmer organisations are involved in setting policy priorities. The extension system is effective and properly reaches out to poor farmers. Government policies, strategies and mechanisms seek to ensure gender equity in access to extension services. This has been the case for an extended period.
- The National Nutrition Policy/Strategy identifies time bound nutrition targets and a multisectoral and multistakeholder policy coordination mechanism has been set up.
- Policymakers in Ghana benefit from regular nutrition surveys that are statistically representative at national level. The last survey was published in 2017-2018.
- The Government has fully enshrined the International Code of Marketing of Breastmilk Substitutes into domestic law.
- The Government of Ghana promotes complementary feeding practices.
- In Ghana 97.1% of women aged 15-49 were visited at least once during pregnancy by skilled health personnel in 2018.

Areas for improvement




- Spending on agriculture (1.3% of public spending in 2018), does not meet government commitments set out in the African Union's Maputo Declaration (10% of public spending).
- Ghana's spending in its health sector (6.1% of public spending in 2017) does not fully meet (15%) commitments set out in the Abuja Declaration.
- In Ghana, the law gives women and men equal economic rights and equal legal access to agricultural land. However, these laws are not effectively enforced and discriminatory practices against women continue, increasing their vulnerability to hunger and undernutrition.
- Relative to other HANCI countries, Ghana's medium/long term national development policy (Long-term National Development Plan For Ghana) places weak importance to nutrition.
- The Government of Ghana has achieved two high doses of vitamin A supplementation for only 45% of children in 2018.
- Weak access to improved sanitation facilities (18.5% in 2017) obstructs better hunger and nutrition outcomes.
- In Ghana, constitutional protection of the right to social security is weak.
- Social safety nets in Ghana are basic and only cover few risks for a limited number of beneficiaries.

Hunger Reduction Commitment Index (HRCI)

Public spending	Score*	Year	HRCI Rank of 45
 Public spending on agriculture as share of total public spending ¹	 1.3%	2018	40th
 Public spending on health as share of total public spending ²	 6.1%	2017	Joint 24th
Policies			
 Access to land (security of tenure) ³	 Moderate	2019	Joint 13th
 Access to agricultural research and extension services ³	 Very Strong	2019	Joint 2nd
 Civil registration system — coverage of live births	 70.5%	2014	22nd
 Functioning of social protection systems ³	 Weak	2018	Joint 8th
Laws			
 Level of constitutional protection of the right to food ³	 Moderate	2019	Joint 8th
 Equality of women's access to agricultural land (property rights) ⁴	 In Law, not in Practice	2019	Joint 3rd
 Equality of women's economic rights ⁴	 In Law, not in Practice	2019	Joint 9th
 Constitutional right to social security (yes/no)	 No	2019	Joint 26th

























¹ Possible scores are:  <75% of agri. spending pledges (AU commitments set out in the Maputo Declaration)  >=75% & <100%  >=100%

² Possible scores are:  <75% of health spending pledges (AU commitments set out in the Abuja Declaration)  >=75% & <100%  >=100%

³ Possible scores are:  Very Weak/Weak  Moderate  Strong/Very Strong

⁴ Possible scores are:  Not in Law  In Law Not in Practice  In Law & Practice

Nutrition Commitment Index (NCI)

Public spending	Score*	Year	NCI Rank of 45
 Separate budget for nutrition (No/Sectoral only/Yes)	 Sectoral only	2019	Joint 16th
Policies			
 Vitamin A supplementation coverage for children	 45%	2018	33rd
 Government promotes complementary feeding (yes/no)	 Yes	2014	Joint 1st
 Population with access to an improved water source	 89.9%	2017	11th
 Population with access to improved sanitation	 18.5%	2017	37th
 Health care visits for pregnant women	 97.1%	2018	Joint 11th
 Nutrition features in national development policy ¹	 Weak	2018-2057	Joint 40th
 National nutrition policy/strategy (yes/no)	 Yes	2019	Joint 1st
 Multisector and multistakeholder policy coordination (yes/no)	 Yes	2019	Joint 1st
 Time bound nutrition targets (yes/no)	 Yes	2019	Joint 1st
 National nutrition survey in last 3 years (yes/no)	 Yes	2017-2018	Joint 1st
Laws			
 ICMBMS [^] Enshrined in domestic law ²	 Fully Enshrined	2019	Joint 1st

¹ Possible scores are:  Very Weak/Weak  Moderate  Strong/Very Strong (Note: Performance relative to other countries).

² Possible scores are:  Not Enshrined in Law  Few/Many Aspects Enshrined  Fully enshrined.

[^] International Code of Marketing of Breastmilk Substitutes