

Existing rates of: **Wasting: 6.1%** **Stunting: 21.6%** **Proportion of population underweight: 12.8%**

Source: Government of Côte D'Ivoire (MICS,2016)





















### Strong Performance

- The Government of Côte d'Ivoire has ensured tenure security for rural populations. Land titling is common and land markets function well. Policy promotes equitable access to common property resources.
- The Government encourages varied agricultural research and extension services, and local farmer organisations are involved in setting policy priorities. The extension system is effective and properly reaches out to poor farmers. Government policies, strategies and mechanisms seek to ensure gender equity in access to extension services.
- Relative to other HANCI countries, Côte d'Ivoire's medium/long term national development policy (Programme national de développement Tome I Diagnostic stratégique) assigns strong importance to nutrition.
- Côte d'Ivoire instituted a separate budget line for nutrition, enabling transparency and accountability for spending.
- The National Nutrition Policy/Strategy identifies time bound nutrition targets and a multisectoral and multistakeholder policy coordination mechanism has been set up.
- Policymakers in Côte d'Ivoire benefit from regular nutrition surveys that are statistically representative at national level. The last survey was published in 2016.
- The Government of Côte d'Ivoire promotes complementary feeding practices.
- In Côte d'Ivoire 93.2% of women aged 15-49 were visited at least once during pregnancy by skilled health personnel in 2016.
- In Côte d'Ivoire, constitutional protection of the right to social security is strong.

### Areas for improvement


- Spending on agriculture (3.6% of public spending in 2019), does not meet government commitments set out in the African Union's Maputo Declaration (10% of public spending).
- Côte d'Ivoire's spending in its health sector (5.1% of public spending in 2017) does not fully meet (15%) commitments set out in the Abuja Declaration.
- In Côte d'Ivoire, law does neither give women economic rights or agricultural land access rights equal to men. This increases women and children's vulnerability to hunger and undernutrition.
- Weak access to improved sanitation facilities (32.1% in 2017) obstructs better hunger and nutrition outcomes.
- Social safety nets in Côte d'Ivoire are basic and only cover few risks for a limited number of beneficiaries.

## Hunger Reduction Commitment Index (HRCI)

Public spending	Score*	Year	HRCI Rank of 45
 Public spending on agriculture as share of total public spending <sup>1</sup>	 3.6%	2019	26th
 Public spending on health as share of total public spending <sup>2</sup>	 5.1%	2017	Joint 29th
<b>Policies</b>			
 Access to land (security of tenure) <sup>3</sup>	 Strong	2019	Joint 3rd
 Access to agricultural research and extension services <sup>3</sup>	 Strong	2019	Joint 18th
 Civil registration system — coverage of live births	 71.7%	2016	21st
 Functioning of social protection systems <sup>3</sup>	 Weak	2018	Joint 8th
<b>Laws</b>			
 Level of constitutional protection of the right to food <sup>3</sup>	 Moderate	2019	Joint 8th
 Equality of women's access to agricultural land (property rights) <sup>4</sup>	 Not in Law	2019	Joint 39th
 Equality of women's economic rights <sup>4</sup>	 Not in Law	2019	Joint 16th
 Constitutional right to social security (yes/no)	 Yes	2014	Joint 1st

























<sup>1</sup> Possible scores are:  <75% of agri. spending pledges (AU commitments set out in the Maputo Declaration)  >=75% & <100%  >=100%

<sup>2</sup> Possible scores are:  <75% of health spending pledges (AU commitments set out in the Abuja Declaration)  >=75% & <100%  >=100%

<sup>3</sup> Possible scores are:  Very Weak/Weak  Moderate  Strong/Very Strong

<sup>4</sup> Possible scores are:  Not in Law  In Law Not in Practice  In Law & Practice

## Nutrition Commitment Index (NCI)

Public spending	Score*	Year	NCI Rank of 45
 Separate budget for nutrition (No/Sectoral only/Yes)	 Yes	2019	Joint 1st
<b>Policies</b>			
 Vitamin A supplementation coverage for children	 84%	2018	16th
 Government promotes complementary feeding (yes/no)	 Yes	2010	Joint 1st
 Population with access to an improved water source	 79.2%	2017	25th
 Population with access to improved sanitation	 32.1%	2017	26th
 Health care visits for pregnant women	 93.2%	2016	Joint 21st
 Nutrition features in national development policy <sup>1</sup>	 Strong	2016-2020	11th
 National nutrition policy/strategy (yes/no)	 Yes	2019	Joint 1st
 Multisector and multistakeholder policy coordination (yes/no)	 Yes	2019	Joint 1st
 Time bound nutrition targets (yes/no)	 Yes	2019	Joint 1st
 National nutrition survey in last 3 years (yes/no)	 Yes	2016	Joint 1st
<b>Laws</b>			
 ICMBMS <sup>^</sup> Enshrined in domestic law <sup>2</sup>	 Many Aspects Enshrined	2019	Joint 13th

<sup>1</sup> Possible scores are:  Very Weak/Weak  Moderate  Strong/Very Strong (Note: Performance relative to other countries).

<sup>2</sup> Possible scores are:  Not Enshrined in Law  Few/Many Aspects Enshrined  Fully enshrined.

<sup>^</sup> International Code of Marketing of Breastmilk Substitutes