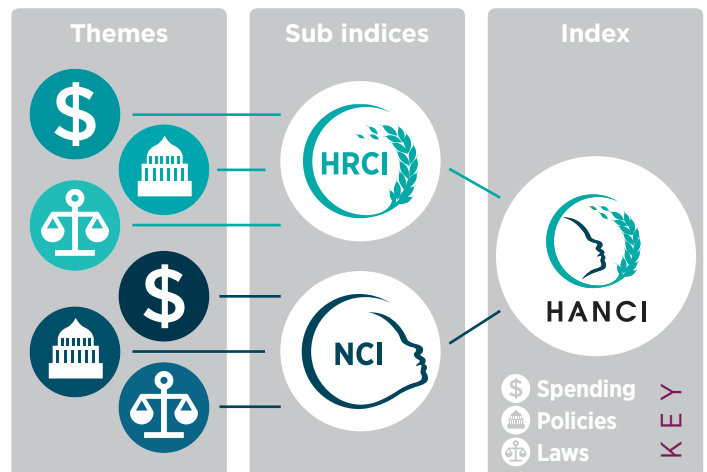
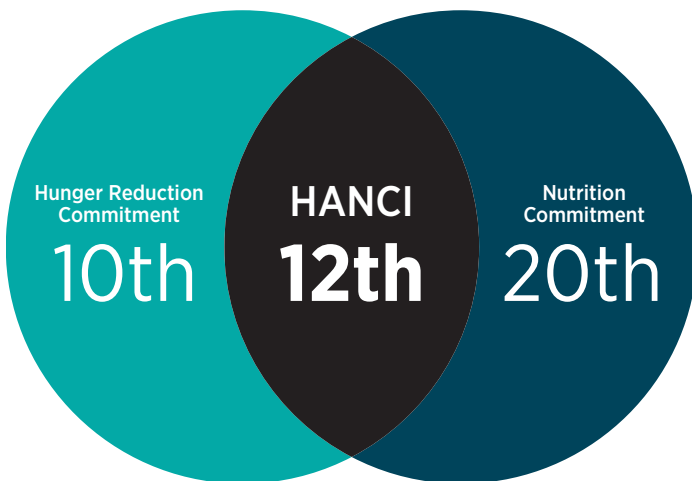


Key data for Benin



Existing rates of: **Wasting: 5%** **Stunting: 32.2%** **Proportion of population underweight: 16.8%**

Source: Government of Benin (DHS,2018)











Strong Performance

- Spending on agriculture (10.7% of public spending in 2018) meets government commitments set out in the African Union's Maputo Declaration (10% of public spending).
- The Government encourages varied agricultural research and extension services, and local farmer organisations are involved in setting policy priorities. The extension system is effective and properly reaches out to poor farmers. Government policies, strategies and mechanisms seek to ensure gender equity in access to extension services.
- Relative to other HANCI countries, Benin's medium/long term national development policy (Plan National Développement 2018 - 2025) assigns strong importance to nutrition.
- Benin has introduced a multisectoral and multistakeholder policy coordination mechanism to support delivery of the National Nutrition Policy/Strategy.
- Policymakers in Benin benefit from regular nutrition surveys that are statistically representative at national level. The last survey was published in 2017-2018.
- The Government has fully enshrined the International Code of Marketing of Breastmilk Substitutes into domestic law.
- The Government of Benin promotes complementary feeding practices.
- In Benin, constitutional protection of the right to social security is strong.




Areas for improvement

- Benin's spending in its health sector (4.6% of public spending in 2017) does not fully meet (15%) commitments set out in the Abuja Declaration.
- In Benin, the law does not give women economic rights equal to men. Men and women have equal legal access to agricultural land, but this is not effectively enforced and discriminatory practices against women continue, increasing their vulnerability to hunger and undernutrition.
- Benin does not yet have a National Nutrition Policy/Strategy.
- The Government of Benin has achieved two high doses of vitamin A supplementation for only 52% of children in 2017.
- Weak access to improved sanitation facilities (16.5% in 2017) obstructs better hunger and nutrition outcomes.
- Social safety nets in Benin are basic and only cover few risks for a limited number of beneficiaries.

Hunger Reduction Commitment Index (HRCI)

Public spending	Score*	Year	HRCI Rank of 45
 Public spending on agriculture as share of total public spending ¹	10.7%	2018	4th
 Public spending on health as share of total public spending ²	4.6%	2017	Joint 35th
Policies			
 Access to land (security of tenure) ³	Moderate	2019	Joint 13th
 Access to agricultural research and extension services ³	Strong	2019	Joint 12th
 Civil registration system — coverage of live births	85.6%	2017-18	13th
 Functioning of social protection systems ³	Weak	2018	Joint 25th
Laws			
 Level of constitutional protection of the right to food ³	Moderate	2019	Joint 8th
 Equality of women's access to agricultural land (property rights) ⁴	In Law, not in Practice	2019	Joint 3rd
 Equality of women's economic rights ⁴	Not in Law	2019	Joint 16th
 Constitutional right to social security (yes/no)	Yes	2014	Joint 1st













¹ Possible scores are:  <75% of agri. spending pledges (AU commitments set out in the Maputo Declaration)  >=75% & <100%  >=100%

² Possible scores are:  <75% of health spending pledges (AU commitments set out in the Abuja Declaration)  >=75% & <100%  >=100%

³ Possible scores are:  Very Weak/Weak  Moderate  Strong/Very Strong

⁴ Possible scores are:  Not in Law  In Law Not in Practice  In Law & Practice

Nutrition Commitment Index (NCI)

Public spending	Score*	Year	NCI Rank of 45
 Separate budget for nutrition (No/Sectoral only/Yes)	Sectoral only	2019	Joint 16th
Policies			
 Vitamin A supplementation coverage for children	52%	2017	29th
 Government promotes complementary feeding (yes/no)	Yes	2010	Joint 1st
 Population with access to an improved water source	76.4%	2017	31st
 Population with access to improved sanitation	16.5%	2017	39th
 Health care visits for pregnant women	83.2%	2017-2018	36th
 Nutrition features in national development policy ¹	Strong	2018-2025	5th
 National nutrition policy/strategy (yes/no)	No	2019	Joint 33rd
 Multisector and multistakeholder policy coordination (yes/no)	Yes	2019	Joint 1st
 Time bound nutrition targets (yes/no)	Yes	2019	Joint 1st
 National nutrition survey in last 3 years (yes/no)	Yes	2017-2018	Joint 1st
Laws			
 ICMB [^] Enshrined in domestic law ²	Fully Enshrined	2019	Joint 1st

¹ Possible scores are:  Very Weak/Weak  Moderate  Strong/Very Strong (Note: Performance relative to other countries).

² Possible scores are:  Not Enshrined in Law  Few/Many Aspects Enshrined  Fully enshrined.

[^] International Code of Marketing of Breastmilk Substitutes