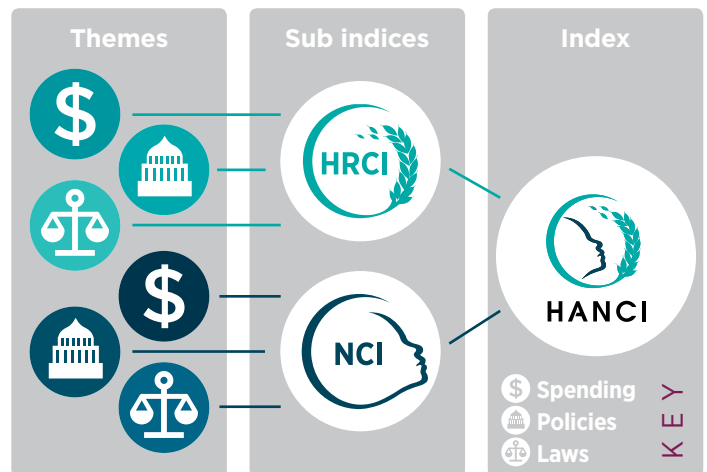
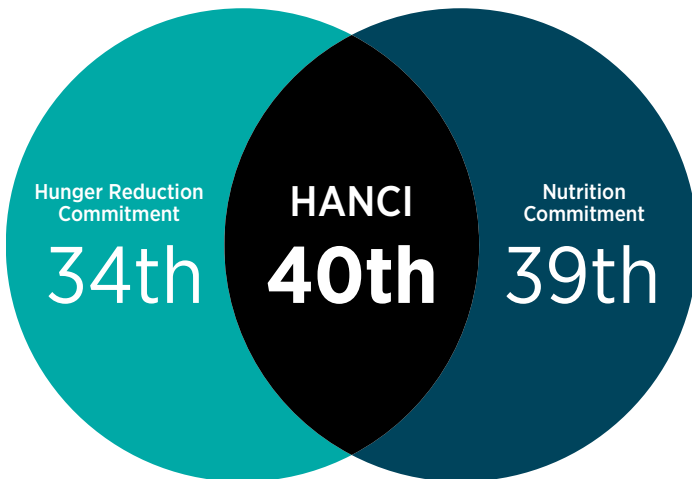




Key data for Lesotho



Existing rates of: **Wasting: 2.8%** **Stunting: 33.2%** **Proportion of population underweight: 10.3%**

Source: Government of Lesotho (DHS, 2014)





















Strong Performance

- Lesotho has devised a National Nutrition Policy/Strategy.
- Policymakers in Lesotho benefit from regular nutrition surveys that are statistically representative at national level. The last survey was published in 2014.
- The Government of Lesotho promotes complementary feeding practices.
- In Lesotho 95.2% of women aged 15-49 were visited at least once during pregnancy by skilled health personnel in 2014.




Areas for improvement




- Spending on agriculture (3.6% of public spending in 2016), does not meet government commitments set out in the African Union's Maputo Declaration (10% of public spending).
- Lesotho's spending in its health sector (9.3% of public spending in 2015) does not fully meet (15%) commitments set out in the Abuja Declaration.
- In Lesotho, the law gives women and men equal economic rights and equal legal access to agricultural land. However, these laws are not effectively enforced and discriminatory practices against women continue, increasing their vulnerability to hunger and undernutrition.
- Lesotho does not have a separate budget line for nutrition; this prevents transparency and accountability for spending.
- Even though Lesotho has developed a National Nutrition Policy/Strategy and clear time-bound nutrition targets, a multisectoral and multistakeholder policy coordination mechanism is still lacking.
- The Government of Lesotho has not enshrined the International Code of Marketing of Breastmilk Substitutes into domestic law.
- The Government of Lesotho has achieved two high doses of vitamin A supplementation for only 67% of children in 2014.
- Weak access to improved sanitation facilities (43.8% in 2015) obstructs better hunger and nutrition outcomes.
- In Lesotho, constitutional protection of the right to food and the right to social security is weak.
- Social safety nets in Lesotho are basic and only cover few risks for a limited number of beneficiaries.




Hunger Reduction Commitment Index (HRCI)

Public spending	Score*	Year	HRCI Rank of 45
 Public spending on agriculture as share of total public spending ¹	 3.6%	2016	32nd
 Public spending on health as share of total public spending ²	 9.3%	2015	14th
Policies			
 Access to land (security of tenure) ³	 Moderate	2014	Joint 19th
 Access to agricultural research and extension services ³	 Moderate	2013	Joint 21st
 Civil registration system — coverage of live births	 43.3%	2014	34th
 Functioning of social protection systems ³	 Weak	2016	Joint 21st
Laws			
 Level of constitutional protection of the right to food ³	 Weak	2016	Joint 29th
 Equality of women's access to agricultural land (property rights) ⁴	 In Law, not in Practice	2014	Joint 1st
 Equality of women's economic rights ⁴	 In Law, not in Practice	2014	Joint 1st
 Constitutional right to social security (yes/no)	 No	2014	Joint 29th

























¹ Possible scores are:  <75% of agri. spending pledges (AU commitments set out in the Maputo Declaration)  >=75% & <100%  >=100%

² Possible scores are:  <75% of health spending pledges (AU commitments set out in the Abuja Declaration)  >=75% & <100%  >=100%

³ Possible scores are:  Very Weak/Weak  Moderate  Strong/Very Strong

⁴ Possible scores are:  Not in Law  In Law Not in Practice  In Law & Practice

Nutrition Commitment Index (NCI)

Public spending	Score*	Year	NCI Rank of 45
 Separate budget for nutrition (No/Sectoral only/Yes)	 No	2017	Joint 33rd
Policies			
 Vitamin A supplementation coverage for children	 67%	2014	26th
 Government promotes complementary feeding (yes/no)	 Yes	2012	Joint 1st
 Population with access to an improved water source	 83.2%	2015	16th
 Population with access to improved sanitation	 43.8%	2015	15th
 Health care visits for pregnant women	 95.2%	2014	13th
 Nutrition features in national development policy ¹	 Moderate	2013-2017	22nd
 National nutrition policy/strategy (yes/no)	 Yes	2014	Joint 1st
 Multisector and multistakeholder policy coordination (yes/no)	 No	2017	Joint 35th
 Time bound nutrition targets (yes/no)	 Yes	2017	Joint 1st
 National nutrition survey in last 3 years (yes/no)	 Yes	2014	Joint 1st
Laws			
 ICMSB [^] Enshrined in domestic law ²	 Not Enshrined in Law	2016	Joint 33rd

¹ Possible scores are:  Very Weak/Weak  Moderate  Strong/Very Strong (Note: Performance relative to other countries).

² Possible scores are:  Not Enshrined in Law  Few/Many Aspects Enshrined  Fully enshrined.

[^] International Code of Marketing of Breastmilk Substitutes