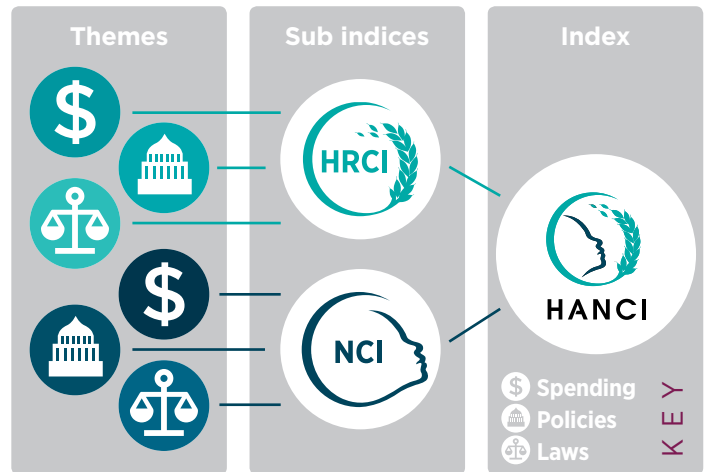
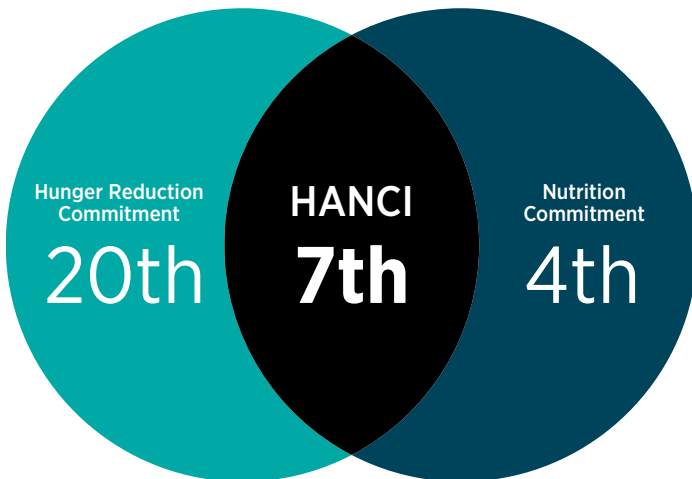




## Key data for Kenya



Existing rates of: **Wasting:** 4% **Stunting:** 26% **Proportion of population underweight:** 11%

Source: Government of Kenya (DHS, 2014)





















### Strong Performance

- The Government of Kenya has ensured tenure security for rural populations. Land titling is common and land markets function well. Policy promotes equitable access to common property resources.
- The Government encourages varied agricultural research and extension services, and local farmer organisations are involved in setting policy priorities. The extension system is effective and properly reaches out to poor farmers. Government policies, strategies and mechanisms seek to ensure gender equity in access to extension services.
- Kenya instituted a separate budget line for nutrition, enabling transparency and accountability for spending.
- The National Nutrition Policy/Strategy identifies time bound nutrition targets and a multisectoral and multistakeholder policy coordination mechanism has been set up.
- Policymakers in Kenya benefit from regular nutrition surveys that are statistically representative at national level. The last survey was published in 2014.
- The Government has fully enshrined the International Code of Marketing of Breastmilk Substitutes into domestic law.
- The Government of Kenya promotes complementary feeding practices.
- In Kenya 95.5% of women aged 15-49 were visited at least once during pregnancy by skilled health personnel in 2014.
- In Kenya, constitutional protection of the right to food and the right to social security is strong.




### Areas for improvement




- Spending on agriculture (2.3% of public spending in 2016), does not meet government commitments set out in the African Union's Maputo Declaration (10% of public spending).
- Kenya's spending in its health sector (6.3% of public spending in 2015) does not fully meet (15%) commitments set out in the Abuja Declaration.
- In Kenya, the law does not give women economic rights equal to men. Men and women have equal legal access to agricultural land, but this is not effectively enforced and discriminatory practices against women continue, increasing their vulnerability to hunger and undernutrition.
- The Government of Kenya has achieved two high doses of vitamin A supplementation for only 37% of children in 2015.
- Weak access to an improved source of drinking water (67.2% in 2015) and an improved sanitation facility (29.8% in 2015) prevents positive outcomes for hunger and nutrition in Kenya.
- Social safety nets in Kenya are basic and only cover few risks for a limited number of beneficiaries.
- Civil registration rates are weak (66.9% in 2014) and potentially hold back children's access to critical public services such as health and education.




## Hunger Reduction Commitment Index (HRCI)

Public spending	Score*	Year	HRCI Rank of 45
 Public spending on agriculture as share of total public spending <sup>1</sup>	 2.3%	2016	37th
 Public spending on health as share of total public spending <sup>2</sup>	 6.3%	2015	Joint 24th
<b>Policies</b>			
 Access to land (security of tenure) <sup>3</sup>	 Strong	2016	Joint 11th
 Access to agricultural research and extension services <sup>3</sup>	 Strong	2013	Joint 5th
 Civil registration system — coverage of live births	 66.9%	2014	25th
 Functioning of social protection systems <sup>3</sup>	 Weak	2016	Joint 8th
<b>Laws</b>			
 Level of constitutional protection of the right to food <sup>3</sup>	 Strong	2016	Joint 1st
 Equality of women's access to agricultural land (property rights) <sup>4</sup>	 In Law, not in Practice	2014	Joint 1st
 Equality of women's economic rights <sup>4</sup>	 Not in Law	2014	Joint 26th
 Constitutional right to social security (yes/no)	 Yes	2011	Joint 1st

























<sup>1</sup> Possible scores are:  <75% of agri. spending pledges (AU commitments set out in the Maputo Declaration)  >=75% & <100%  >=100%

<sup>2</sup> Possible scores are:  <75% of health spending pledges (AU commitments set out in the Abuja Declaration)  >=75% & <100%  >=100%

<sup>3</sup> Possible scores are:  Very Weak/Weak  Moderate  Strong/Very Strong

<sup>4</sup> Possible scores are:  Not in Law  In Law Not in Practice  In Law & Practice

## Nutrition Commitment Index (NCI)

Public spending	Score*	Year	NCI Rank of 45
 Separate budget for nutrition (No/Sectoral only/Yes)	 Yes	2017	Joint 1st
<b>Policies</b>			
 Vitamin A supplementation coverage for children	 37%	2015	37th
 Government promotes complementary feeding (yes/no)	 Yes	2014	Joint 1st
 Population with access to an improved water source	 67.2%	2015	36th
 Population with access to improved sanitation	 29.8%	2015	28th
 Health care visits for pregnant women	 95.5%	2014	12th
 Nutrition features in national development policy <sup>1</sup>	 Moderate	2013-2017	27th
 National nutrition policy/strategy (yes/no)	 Yes	2017	Joint 1st
 Multisector and multistakeholder policy coordination (yes/no)	 Yes	2017	Joint 1st
 Time bound nutrition targets (yes/no)	 Yes	2017	Joint 1st
 National nutrition survey in last 3 years (yes/no)	 Yes	2014	Joint 1st
<b>Laws</b>			
 ICMSB <sup>^</sup> Enshrined in domestic law <sup>2</sup>	 Fully Enshrined	2016	Joint 1st

<sup>1</sup> Possible scores are:  Very Weak/Weak  Moderate  Strong/Very Strong (Note: Performance relative to other countries).

<sup>2</sup> Possible scores are:  Not Enshrined in Law  Few/Many Aspects Enshrined  Fully enshrined.

<sup>^</sup> International Code of Marketing of Breastmilk Substitutes