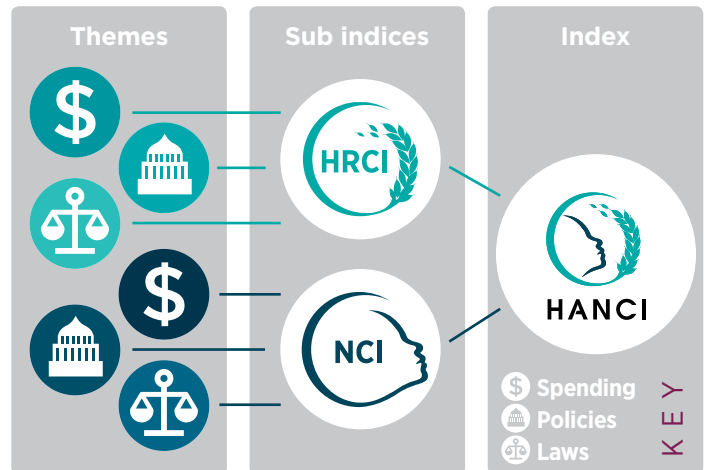
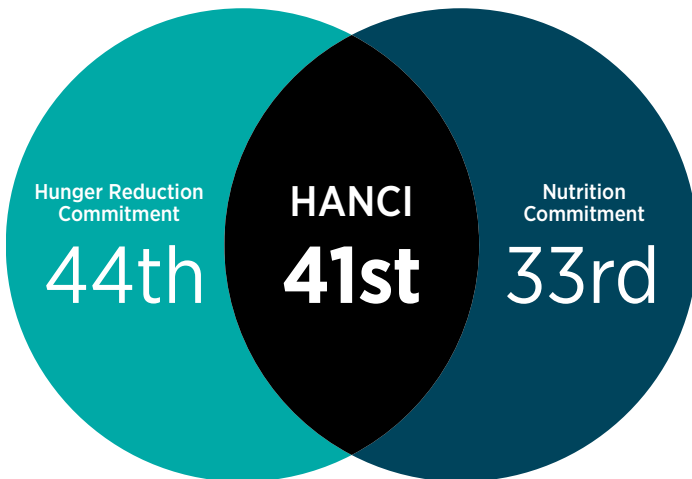




Key data for Guinea-Bissau



Existing rates of: **Wasting: 6%** **Stunting: 27.6%** **Proportion of population underweight: 17%**

Source: Government of Guinea-Bissau (MICS, 2014)





















Strong Performance

- The National Nutrition Policy/Strategy identifies time bound nutrition targets and a multisectoral and multistakeholder policy coordination mechanism has been set up.
- Policymakers in Guinea-Bissau benefit from regular nutrition surveys that are statistically representative at national level. The last survey was published in 2014.
- The Government of Guinea-Bissau promotes complementary feeding practices.
- In Guinea-Bissau 92.4% of women aged 15-49 were visited at least once during pregnancy by skilled health personnel in 2014.




Areas for improvement




- Spending on agriculture (0.9% of public spending in 2013), does not meet government commitments set out in the African Union's Maputo Declaration (10% of public spending).
- Guinea-Bissau's spending in its health sector (9.5% of public spending in 2015) does not fully meet (15%) commitments set out in the Abuja Declaration.
- The Government of Guinea-Bissau has not ensured tenure security for rural populations. Land titling is weak and land markets do not function well.
- In Guinea-Bissau, the law does not give women economic rights equal to men. Men and women have equal legal access to agricultural land, but this is not effectively enforced and discriminatory practices against women continue, increasing their vulnerability to hunger and undernutrition.
- Relative to other HANCI countries, Guinea-Bissau's medium/long term national development policy (Plano Estratégico e Operacional 2015-2020 Terra Ranka Documento II Relatório Final) places weak importance to nutrition.
- Guinea-Bissau does not have a separate budget line for nutrition; this prevents transparency and accountability for spending.
- Weak access to improved sanitation facilities (21.5% in 2015) obstructs better hunger and nutrition outcomes.
- In Guinea-Bissau, constitutional protection of the right to social security is weak.
- The Government of Guinea-Bissau does not provide social safety nets.




Hunger Reduction Commitment Index (HRCI)

Public spending	Score*	Year	HRCI Rank of 45
 Public spending on agriculture as share of total public spending ¹	 0.9%	2013	44th
 Public spending on health as share of total public spending ²	 9.5%	2015	13th
Policies			
 Access to land (security of tenure) ³	 Weak	2016	Joint 44th
 Access to agricultural research and extension services ³	 Moderate	2013	Joint 37th
 Civil registration system — coverage of live births	 23.7%	2014	42nd
 Functioning of social protection systems ³	 Very Weak	2010	Joint 43rd
Laws			
 Level of constitutional protection of the right to food ³	 Moderate	2014	Joint 8th
 Equality of women's access to agricultural land (property rights) ⁴	 In Law, not in Practice	2014	Joint 1st
 Equality of women's economic rights ⁴	 Not in Law	2014	Joint 26th
 Constitutional right to social security (yes/no)	 No	2017	Joint 29th

























¹ Possible scores are:  <75% of agri. spending pledges (AU commitments set out in the Maputo Declaration)  >=75% & <100%  >=100%

² Possible scores are:  <75% of health spending pledges (AU commitments set out in the Abuja Declaration)  >=75% & <100%  >=100%

³ Possible scores are:  Very Weak/Weak  Moderate  Strong/Very Strong

⁴ Possible scores are:  Not in Law  In Law Not in Practice  In Law & Practice

Nutrition Commitment Index (NCI)

Public spending	Score*	Year	NCI Rank of 45
 Separate budget for nutrition (No/Sectoral only/Yes)	 No	2017	Joint 33rd
Policies			
 Vitamin A supplementation coverage for children	 87%	2015	Joint 16th
 Government promotes complementary feeding (yes/no)	 Yes	2010	Joint 1st
 Population with access to an improved water source	 74.6%	2015	31st
 Population with access to improved sanitation	 21.5%	2015	32nd
 Health care visits for pregnant women	 92.4%	2014	22nd
 Nutrition features in national development policy ¹	 Weak	2015-2020	32nd
 National nutrition policy/strategy (yes/no)	 Yes	2017	Joint 1st
 Multisector and multistakeholder policy coordination (yes/no)	 Yes	2017	Joint 1st
 Time bound nutrition targets (yes/no)	 Yes	2017	Joint 1st
 National nutrition survey in last 3 years (yes/no)	 Yes	2014	Joint 1st
Laws			
 ICMSB [^] Enshrined in domestic law ²	 Few Aspects Enshrined	2016	Joint 28th

¹ Possible scores are:  Very Weak/Weak  Moderate  Strong/Very Strong (Note: Performance relative to other countries).

² Possible scores are:  Not Enshrined in Law  Few/Many Aspects Enshrined  Fully enshrined.

[^] International Code of Marketing of Breastmilk Substitutes