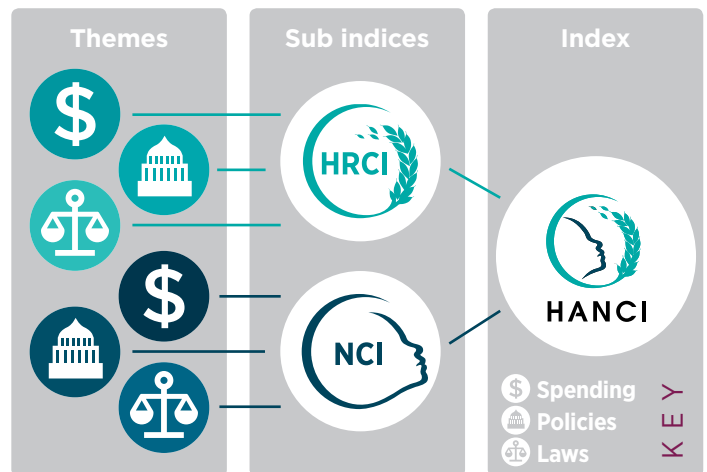





Key data for Burkina Faso



Existing rates of: **Wasting: 7.6%** **Stunting: 27.3%** **Proportion of population underweight: 19.2%**

Source: Government of Burkina Faso (National Nutrition Survey, 2016)








Strong Performance

- Spending on agriculture (10.5% of public spending in 2016) meets government commitments set out in the African Union's Maputo Declaration (10% of public spending).
- The Government encourages varied agricultural research and extension services, and local farmer organisations are involved in setting policy priorities. The extension system is effective and properly reaches out to poor farmers. Government policies, strategies and mechanisms seek to ensure gender equity in access to extension services.
- Relative to other HANCI countries, Burkina Faso's medium/long term national development policy (Plan national de développement économique et social (PNDES)) assigns strong importance to nutrition.
- Burkina Faso has introduced a multisectoral and multistakeholder policy coordination mechanism to support delivery of the National Nutrition Policy/Strategy.
- Policymakers in Burkina Faso benefit from regular nutrition surveys that are statistically representative at national level. The last survey was published in 2016.
- The Government of Burkina Faso promotes complementary feeding practices and has achieved two high doses of vitamin A supplementation for 99% of children in 2015.
- In Burkina Faso 94.3% of women aged 15-49 were visited at least once during pregnancy by skilled health personnel in 2010.
- In Burkina Faso, constitutional protection of the right to social security is strong.




Areas for improvement




- Burkina Faso's spending in its health sector (7.2% of public spending in 2015) does not fully meet (15%) commitments set out in the Abuja Declaration.
- In Burkina Faso, the law gives women and men equal economic rights and equal legal access to agricultural land. However, these laws are not effectively enforced and discriminatory practices against women continue, increasing their vulnerability to hunger and undernutrition.
- Burkina Faso does not yet have a National Nutrition Policy/Strategy.
- Weak access to improved sanitation facilities (22.5% in 2015) obstructs better hunger and nutrition outcomes.
- Social safety nets in Burkina Faso are basic and only cover few risks for a limited number of beneficiaries.




Hunger Reduction Commitment Index (HRCI)

Public spending	Score*	Year	HRCI Rank of 45
 Public spending on agriculture as share of total public spending ¹	 10.5%	2016	9th
 Public spending on health as share of total public spending ²	 7.2%	2015	20th
Policies			
 Access to land (security of tenure) ³	 Moderate	2016	Joint 34th
 Access to agricultural research and extension services ³	 Strong	2013	Joint 2nd
 Civil registration system — coverage of live births	 76.9%	2010	16th
 Functioning of social protection systems ³	 Weak	2016	Joint 21st
Laws			
 Level of constitutional protection of the right to food ³	 Moderate	2014	Joint 8th
 Equality of women's access to agricultural land (property rights) ⁴	 In Law, not in Practice	2014	Joint 1st
 Equality of women's economic rights ⁴	 In Law, not in Practice	2014	Joint 1st
 Constitutional right to social security (yes/no)	 Yes	2017	Joint 1st

























¹ Possible scores are:  <75% of agri. spending pledges (AU commitments set out in the Maputo Declaration)  >=75% & <100%  >=100%

² Possible scores are:  <75% of health spending pledges (AU commitments set out in the Abuja Declaration)  >=75% & <100%  >=100%

³ Possible scores are:  Very Weak/Weak  Moderate  Strong/Very Strong

⁴ Possible scores are:  Not in Law  In Law Not in Practice  In Law & Practice

Nutrition Commitment Index (NCI)

Public spending	Score*	Year	NCI Rank of 45
 Separate budget for nutrition (No/Sectoral only/Yes)	 Sectoral only	2017	Joint 17th
Policies			
 Vitamin A supplementation coverage for children	 99%	2015	Joint 2nd
 Government promotes complementary feeding (yes/no)	 Yes	2010	Joint 1st
 Population with access to an improved water source	 75.8%	2015	27th
 Population with access to improved sanitation	 22.5%	2015	30th
 Health care visits for pregnant women	 94.3%	2010	15th
 Nutrition features in national development policy ¹	 Strong	2016-2020	9th
 National nutrition policy/strategy (yes/no)	 No	2017	Joint 40th
 Multisector and multistakeholder policy coordination (yes/no)	 Yes	2017	Joint 1st
 Time bound nutrition targets (yes/no)	 Yes	2016	Joint 1st
 National nutrition survey in last 3 years (yes/no)	 Yes	2016	Joint 1st
Laws			
 ICMBMS [^] Enshrined in domestic law ²	 Many Aspects Enshrined	2016	Joint 15th

¹ Possible scores are:  Very Weak/Weak  Moderate  Strong/Very Strong (Note: Performance relative to other countries).

² Possible scores are:  Not Enshrined in Law  Few/Many Aspects Enshrined  Fully enshrined.

[^] International Code of Marketing of Breastmilk Substitutes