

Existing rates of: **Wasting: 6.3%** **Stunting: 40%** **Proportion of population underweight: 14.8%**

Source: Gov. of Zambia (DHS, 2013)






### Strong Performance

- The Government encourages varied agricultural research and extension services, and local farmer organisations are involved in setting policy priorities. The extension system is effective and properly reaches out to poor farmers. Government policies, strategies and mechanisms seek to ensure gender equity in access to extension services.
- Zambia instituted a separate budget line for nutrition, enabling transparency and accountability for spending.
- The National Nutrition Policy/Strategy identifies time bound nutrition targets and a multisectoral and multistakeholder policy coordination mechanism has been set up.
- Policymakers in Zambia benefit from regular nutrition surveys that are statistically representative at national level. The last survey was published in 2013-2014.
- The Government of Zambia promotes complementary feeding practices and has achieved two high doses of vitamin A supplementation for 93% of children in 2013.
- In Zambia 95.7% of women aged 15-49 were visited at least once during pregnancy by skilled health personnel in 2014.




### Areas for improvement




- Spending on agriculture (9.45% of public spending in 2014) is close to, yet not fully meeting government commitments set out in the African Union's Maputo Declaration (10% of public spending).
- Zambia's spending in its health sector (11.3% of public spending in 2014) is close to, yet not fully meeting government commitments set out in the African Union's Abuja Declaration (15% of public spending).
- In Zambia, law does neither give women economic rights or agricultural land access rights equal to men. This increases women and children's vulnerability to hunger and undernutrition.
- Weak access to an improved source of drinking water (65.4% in 2015) and an improved sanitation facility (43.9% in 2015) prevents positive outcomes for hunger and nutrition in Zambia.
- In Zambia, constitutional protection of the right to food and the right to social security is weak.
- Social safety nets in Zambia are basic and only cover few risks for a limited number of beneficiaries.
- Civil registration rates are weak (11.3% in 2014) and potentially hold back children's access to critical public services such as health and education.

## Hunger Reduction Commitment Index (HRCI)

























Public spending	Score*	Year	HRCI Rank of 45
 Public spending on agriculture as share of total public spending <sup>1</sup>	 9.45%	2014	6th
 Public spending on health as share of total public spending <sup>1</sup>	 11.3%	2014	16th
<b>Policies</b>			
 Access to land (security of tenure) <sup>2</sup>	 Moderate	2014	Joint 21st
 Access to agricultural research and extension services <sup>2</sup>	 Strong	2013	Joint 14th
 Civil registration system — coverage of live births	 11.3%	2014	44th
 Functioning of social protection systems <sup>2</sup>	 Weak	2016	Joint 8th
<b>Laws</b>			
 Level of constitutional protection of the right to food <sup>2</sup>	 Weak	2016	Joint 31st
 Equality of women's access to agricultural land (property rights) <sup>3</sup>	 Not in Law	2014	Joint 41st
 Equality of women's economic rights <sup>3</sup>	 Not in Law	2011	Joint 26th
 Constitutional right to social security (yes/no)	 No	2016	Joint 28th

<sup>1</sup> Possible scores are:  <75% of agriculture (Maputo) and health (Abuja) spending pledges  >=75 % and <100%  >=100%

<sup>2</sup> Possible scores are:  Very Weak/Weak  Moderate  Strong/Very Strong

<sup>3</sup> Possible scores are:  Not in Law  In Law Not in Practice  In Law & Practice

## Nutrition Commitment Index (NCI)

Public spending	Score*	Year	NCI Rank of 45
 Separate budget for nutrition (No/Sectoral only/Yes)	 Yes	2015	Joint 1st
<b>Policies</b>			
 Vitamin A supplementation coverage for children	 93%	2013	Joint 18th
 Government promotes complementary feeding (yes/no)	 Yes	2014	Joint 1st
 Population with access to an improved water source	 65.4%	2015	32nd
 Population with access to improved sanitation	 43.9%	2015	15th
 Health care visits for pregnant women	 95.7%	2014	13rd
 Nutrition features in national development policy <sup>1</sup>	 Moderate	2013-2016	25th
 National nutrition policy/strategy (yes/no)	 Yes	2015	Joint 1st
 Multisector and multistakeholder policy coordination (yes/no)	 Yes	2015	Joint 1st
 Time bound nutrition targets (yes/no)	 Yes	2014	Joint 1st
 National nutrition survey in last 3 years (yes/no)	 Yes	2013-2014	Joint 1st
<b>Laws</b>			
 ICMBMS <sup>^</sup> Enshrined in domestic law <sup>2</sup>	 Many Aspects Enshrined	2016	Joint 15th

<sup>1</sup> Possible scores are:  Very Weak/Weak  Moderate  Strong/Very Strong (Note: Performance relative to other countries).

<sup>2</sup> Possible scores are:  Not Enshrined in Law  Few/Many Aspects Enshrined  Fully enshrined.

<sup>^</sup> International Code of Marketing of Breastmilk Substitutes