

Existing rates of: **Wasting:** 3.8% **Stunting:** 26.9% **Proportion of population underweight:** 8.2%

Source: Gov. of South Africa (SANHANES, 2013)





















Strong Performance

- Government of South Africa has ensured tenure security for rural populations. Land titling is common and land markets function well. Policy promotes equitable access to common property resources.
- South Africa instituted a separate budget line for nutrition, enabling transparency and accountability for spending.
- South Africa has devised a National Nutrition Policy/Strategy.
- Policymakers in South Africa benefit from regular nutrition surveys that are statistically representative at national level. The last survey was published in 2016.
- The Government has fully enshrined the International Code of Marketing of Breastmilk Substitutes into domestic law.
- The Government of South Africa promotes complementary feeding practices.
- 93.2% of the population of South Africa in 2015 has access to an improved drinking water source.
- In South Africa 97.1% of women aged 15-49 were visited at least once during pregnancy by skilled health personnel in 2008.
- In South Africa, constitutional protection of the right to food and the right to social security is strong.




Areas for improvement




- Spending on agriculture (1.51% of public spending in 2014), does not meet government commitments set out in the African Union's Maputo Declaration (10% of public spending).
- South Africa's spending in its health sector (14.2% of public spending in 2014) is close to, yet not fully meeting government commitments set out in the African Union's Abuja Declaration (15% of public spending).
- In South Africa, the law gives women and men equal economic rights and equal legal access to agricultural land. However, these laws are not effectively enforced and discriminatory practices against women continue, increasing their vulnerability to hunger and undernutrition.
- Even though South Africa has developed a National Nutrition Policy/Strategy and clear time-bound nutrition targets, a multisectoral and multistakeholder policy coordination mechanism is still lacking.
- The Government of South Africa has only achieved two high doses of vitamin A supplementation for 42% of children in 2013.
- Weak access to improved sanitation facilities (66.4% in 2015) obstructs better hunger and nutrition outcomes.

Hunger Reduction Commitment Index (HRCI)

























Public spending	Score*	Year	HRCI Rank of 45
 Public spending on agriculture as share of total public spending ¹	 1.51%	2014	40th
 Public spending on health as share of total public spending ¹	 14.2%	2014	5th
Policies			
 Access to land (security of tenure) ²	 Strong	2014	Joint 9th
 Access to agricultural research and extension services ²	 Moderate	2013	Joint 29th
 Civil registration system — coverage of live births	 85%	2012	10th
 Functioning of social protection systems ²	 Moderate	2016	Joint 3rd
Laws			
 Level of constitutional protection of the right to food ²	 Strong	2011	Joint 1st
 Equality of women's access to agricultural land (property rights) ³	 In Law, not in Practice	2014	Joint 1st
 Equality of women's economic rights ³	 In Law, not in Practice	2011	Joint 7th
 Constitutional right to social security (yes/no)	 Yes	2006	Joint 1st

¹ Possible scores are:  <75% of agriculture (Maputo) and health (Abuja) spending pledges  >=75 % and <100%  >=100%

² Possible scores are:  Very Weak/Weak  Moderate  Strong/Very Strong

³ Possible scores are:  Not in Law  In Law Not in Practice  In Law & Practice

Nutrition Commitment Index (NCI)

Public spending	Score*	Year	NCI Rank of 45
 Separate budget for nutrition (No/Sectoral only/Yes)	 Yes	2014	Joint 1st
Policies			
 Vitamin A supplementation coverage for children	 42%	2013	36th
 Government promotes complementary feeding (yes/no)	 Yes	2010	Joint 1st
 Population with access to an improved water source	 93.2%	2015	Joint 5th
 Population with access to improved sanitation	 66.4%	2015	6th
 Health care visits for pregnant women	 97.1%	2008	Joint 7th
 Nutrition features in national development policy ¹	 Moderate	2030	17th
 National nutrition policy/strategy (yes/no)	 Yes	2015	Joint 1st
 Multisector and multistakeholder policy coordination (yes/no)	 No	2014	Joint 36th
 Time bound nutrition targets (yes/no)	 Yes	2014	Joint 1st
 National nutrition survey in last 3 years (yes/no)	 Yes	2016	Joint 1st
Laws			
 ICMSB [^] Enshrined in domestic law ²	 Fully Enshrined	2016	Joint 1st

¹ Possible scores are:  Very Weak/Weak  Moderate  Strong/Very Strong (Note: Performance relative to other countries).

² Possible scores are:  Not Enshrined in Law  Few/Many Aspects Enshrined  Fully enshrined.

[^] International Code of Marketing of Breastmilk Substitutes