

Existing rates of: **Wasting: 4.3%** **Stunting: 34.2%** **Proportion of population underweight: 12%**

Source: Gov. of Uganda (Uganda National Panel Survey, 2012)





















## Strong Performance

- Government of Uganda has ensured tenure security for rural populations. Land titling is common and land markets function well. Policy promotes equitable access to common property resources.
- The Government encourages varied agricultural research and extension services, and local farmer organisations are involved in setting policy priorities. The extension system is effective and properly reaches out to poor farmers. Government policies, strategies and mechanisms seek to ensure gender equity in access to extension services.
- The National Nutrition Policy/Strategy identifies time bound nutrition targets and a multisectoral and multistakeholder policy coordination mechanism has been set up.
- The Government has fully enshrined the International Code of Marketing of Breastmilk Substitutes into domestic law.
- The Government of Uganda promotes complementary feeding practices.
- In Uganda 93.3% of women aged 15-49 were visited at least once during pregnancy by skilled health personnel in 2011.
- In Uganda, constitutional protection of the right to social security is strong.




## Areas for improvement

- Spending on agriculture (4.5% of public spending in 2014), does not meet government commitments set out in the African Union's Maputo Declaration (10% of public spending).
- Uganda's spending in its health sector (11% of public spending in 2014) does not fully meet (15%) commitments set out in the Abuja Declaration.
- In Uganda, the law does not give women economic rights equal to men. Men and women have equal legal access to agricultural land, but this is not effectively enforced and discriminatory practices against women continue, increasing their vulnerability to hunger and undernutrition.
- Uganda does not have a separate budget line for nutrition; this prevents transparency and accountability for spending.
- Policymakers in Uganda do not benefit from regular nutrition surveys that are statistically representative at national level. The last survey was published in 2011.
- The Government of Uganda has only achieved two high doses of vitamin A supplementation for 66% of children in 2014.
- Weak access to improved sanitation facilities (19.1% in 2015) obstructs better hunger and nutrition outcomes.
- In Uganda, constitutional protection of the right to food is weak.
- Social safety nets in Uganda are basic and only cover few risks for a limited number of beneficiaries.

## Hunger Reduction Commitment Index (HRCI)

























Public spending	Score*	Year	HRCI Rank of 45
 Public spending on agriculture as share of total public spending <sup>1</sup>	 4.5%	2014	25th
 Public spending on health as share of total public spending <sup>1</sup>	 11%	2014	19th
Policies			
 Access to land (security of tenure) <sup>2</sup>	 Strong	2014	Joint 2nd
 Access to agricultural research and extension services <sup>2</sup>	 Strong	2013	Joint 14th
 Civil registration system — coverage of live births	 29.9%	2011	37th
 Functioning of social protection systems <sup>2</sup>	 Weak	2016	Joint 20th
Laws			
 Level of constitutional protection of the right to food <sup>2</sup>	 Weak	2011	Joint 31st
 Equality of women's access to agricultural land (property rights) <sup>3</sup>	 In Law, not in Practice	2014	Joint 1st
 Equality of women's economic rights <sup>3</sup>	 Not in Law	2011	Joint 26th
 Constitutional right to social security (yes/no)	 Yes	2011	Joint 1st

<sup>1</sup> Possible scores are:  <75% of agriculture (Maputo) and health (Abuja) spending pledges  >=75 % and <100%  >=100%

<sup>2</sup> Possible scores are:  Very Weak/Weak  Moderate  Strong/Very Strong

<sup>3</sup> Possible scores are:  Not in Law  In Law Not in Practice  In Law & Practice

## Nutrition Commitment Index (NCI)

Public spending	Score*	Year	NCI Rank of 45
 Separate budget for nutrition (No/Sectoral only/Yes)	 No	2015	Joint 29th
Policies			
 Vitamin A supplementation coverage for children	 66%	2014	29th
 Government promotes complementary feeding (yes/no)	 Yes	2012	Joint 1st
 Population with access to an improved water source	 79%	2015	19th
 Population with access to improved sanitation	 19.1%	2015	36th
 Health care visits for pregnant women	 93.3%	2011	20th
 Nutrition features in national development policy <sup>1</sup>	 Moderate	2015-2020	21st
 National nutrition policy/strategy (yes/no)	 Yes	2015	Joint 1st
 Multisector and multistakeholder policy coordination (yes/no)	 Yes	2015	Joint 1st
 Time bound nutrition targets (yes/no)	 Yes	2014	Joint 1st
 National nutrition survey in last 3 years (yes/no)	 No	2011	Joint 35th
Laws			
 ICMSB <sup>^</sup> Enshrined in domestic law <sup>2</sup>	 Fully Enshrined	2016	Joint 1st

<sup>1</sup> Possible scores are:  Very Weak/Weak  Moderate  Strong/Very Strong (Note: Performance relative to other countries).

<sup>2</sup> Possible scores are:  Not Enshrined in Law  Few/Many Aspects Enshrined  Fully enshrined.

<sup>^</sup> International Code of Marketing of Breastmilk Substitutes