

Existing rates of: **Wasting: 6%** **Stunting: 27.6%** **Proportion of population underweight: 17%**

Source: Gov. of Guinea-Bissau (MICS, 2014)





















Strong Performance

- Guinea-Bissau has devised a National Nutrition Policy/Strategy.
- Guinea-Bissau has introduced a multisectoral and multistakeholder policy coordination mechanism to support delivery of the National Nutrition Policy/Strategy.
- Policymakers in Guinea-Bissau benefit from regular nutrition surveys that are statistically representative at national level. The last survey was published in 2014.
- The Government of Guinea-Bissau promotes complementary feeding practices and has achieved two high doses of vitamin A supplementation for 98% of children in 2014.
- In Guinea-Bissau 92.4% of women aged 15-49 were visited at least once during pregnancy by skilled health personnel in 2014.




Areas for improvement


- Spending on agriculture (0.71% of public spending in 2014), does not meet government commitments set out in the African Union's Maputo Declaration (10% of public spending).
- Guinea-Bissau's spending in its health sector (7.8% of public spending in 2014) does not fully meet (15%) commitments set out in the Abuja Declaration.
- Government of Guinea-Bissau has not ensured tenure security for rural populations. Land titling is weak and land markets do not function well.
- In Guinea-Bissau, the law does not give women economic rights equal to men. Men and women have equal legal access to agricultural land, but this is not effectively enforced and discriminatory practices against women continue, increasing their vulnerability to hunger and undernutrition.
- Guinea-Bissau does not have a separate budget line for nutrition; this prevents transparency and accountability for spending.
- Even though Guinea-Bissau has developed a National Nutrition Policy/Strategy and a multisectoral and multistakeholder policy coordination mechanism, clear time-bound nutrition targets are still lacking.
- Weak access to improved sanitation facilities (20.8% in 2015) obstructs better hunger and nutrition outcomes.
- In Guinea-Bissau, constitutional protection of the right to social security is weak.
- The Government of Guinea-Bissau does not provide social safety nets.

Hunger Reduction Commitment Index (HRCI)

























Public spending	Score*	Year	HRCI Rank of 45
 Public spending on agriculture as share of total public spending ¹	 0.71%	2014	45th
 Public spending on health as share of total public spending ¹	 7.8%	2014	35th
Policies			
 Access to land (security of tenure) ²	 Weak	2014	Joint 43rd
 Access to agricultural research and extension services ²	 Moderate	2013	Joint 37th
 Civil registration system — coverage of live births	 24.1%	2010	41st
 Functioning of social protection systems ²	 Very Weak	2010	Joint 43rd
Laws			
 Level of constitutional protection of the right to food ²	 Moderate	2014	Joint 8th
 Equality of women's access to agricultural land (property rights) ³	 In Law, not in Practice	2014	Joint 1st
 Equality of women's economic rights ³	 Not in Law	2011	Joint 26th
 Constitutional right to social security (yes/no)	 No	2006	Joint 28th

¹ Possible scores are:  <75% of agriculture (Maputo) and health (Abuja) spending pledges  >=75 % and <100%  >=100%

² Possible scores are:  Very Weak/Weak  Moderate  Strong/Very Strong

³ Possible scores are:  Not in Law  In Law Not in Practice  In Law & Practice

Nutrition Commitment Index (NCI)

Public spending	Score*	Year	NCI Rank of 45
 Separate budget for nutrition (No/Sectoral only/Yes)	 No	2015	Joint 29th
Policies			
 Vitamin A supplementation coverage for children	 98%	2014	Joint 10th
 Government promotes complementary feeding (yes/no)	 Yes	2010	Joint 1st
 Population with access to an improved water source	 79.3%	2015	18th
 Population with access to improved sanitation	 20.8%	2015	31st
 Health care visits for pregnant women	 92.4%	2014	23rd
 Nutrition features in national development policy ¹	 Moderate	2011–2015	24th
 National nutrition policy/strategy (yes/no)	 Yes	2012	Joint 1st
 Multisector and multistakeholder policy coordination (yes/no)	 Yes	2015	Joint 1st
 Time bound nutrition targets (yes/no)	 No	2012	Joint 32nd
 National nutrition survey in last 3 years (yes/no)	 Yes	2014	Joint 1st
Laws			
 ICMBMS [^] Enshrined in domestic law ²	 Few Aspects Enshrined	2016	Joint 28th

¹ Possible scores are:  Very Weak/Weak  Moderate  Strong/Very Strong (Note: Performance relative to other countries).

² Possible scores are:  Not Enshrined in Law  Few/Many Aspects Enshrined  Fully enshrined.

[^] International Code of Marketing of Breastmilk Substitutes