

Existing rates of: **Wasting: 9.9%** **Stunting: 31.3%** **Proportion of population underweight: 18.7%**

Source: Gov. of Guinea (DHS and MICS, 2012)











Strong Performance

- Guinea has devised a National Nutrition Policy/Strategy.
- Guinea has introduced a multisectoral and multistakeholder policy coordination mechanism to support delivery of the National Nutrition Policy/Strategy.
- Policymakers in Guinea benefit from regular nutrition surveys that are statistically representative at national level. The last survey was published in 2016.
- The Government of Guinea has achieved two high doses of vitamin A supplementation for 99% of children in 2012.




Areas for improvement

- Spending on agriculture (6.14% of public spending in 2014), does not meet government commitments set out in the African Union's Maputo Declaration (10% of public spending).
- Guinea's spending in its health sector (9% of public spending in 2014) does not fully meet (15%) commitments set out in the Abuja Declaration.
- Government of Guinea has not ensured tenure security for rural populations. Land titling is weak and land markets do not function well.
- In Guinea, the law does not give women economic rights equal to men. Men and women have equal legal access to agricultural land, but this is not effectively enforced and discriminatory practices against women continue, increasing their vulnerability to hunger and undernutrition.
- Even though Guinea has developed a National Nutrition Policy/Strategy and a multisectoral and multistakeholder policy coordination mechanism, clear time-bound nutrition targets are still lacking.
- The Government of Guinea does not promote complementary feeding practices.
- Weak access to improved sanitation facilities (20.1% in 2015) obstructs better hunger and nutrition outcomes.
- In Guinea, constitutional protection of the right to social security is weak.
- Social safety nets in Guinea are basic and only cover few risks for a limited number of beneficiaries.

Hunger Reduction Commitment Index (HRCI)













Public spending	Score*	Year	HRCI Rank of 45
 Public spending on agriculture as share of total public spending ¹	6.14%	2014	17th
 Public spending on health as share of total public spending ¹	9%	2014	25th
Policies			
 Access to land (security of tenure) ²	Weak	2014	Joint 43rd
 Access to agricultural research and extension services ²	Moderate	2013	Joint 21st
 Civil registration system — coverage of live births	57.9%	2012	30th
 Functioning of social protection systems ²	Weak	2016	Joint 20th
Laws			
 Level of constitutional protection of the right to food ²	Moderate	2014	Joint 8th
 Equality of women's access to agricultural land (property rights) ³	In Law, not in Practice	2014	Joint 1st
 Equality of women's economic rights ³	Not in Law	2011	Joint 26th
 Constitutional right to social security (yes/no)	No	2010	Joint 28th

¹ Possible scores are:  <75% of agriculture (Maputo) and health (Abuja) spending pledges  >=75 % and <100%  >=100%

² Possible scores are:  Very Weak/Weak  Moderate  Strong/Very Strong

³ Possible scores are:  Not in Law  In Law Not in Practice  In Law & Practice

Nutrition Commitment Index (NCI)

Public spending	Score*	Year	NCI Rank of 45
 Separate budget for nutrition (No/Sectoral only/Yes)	Sectoral only	2015	Joint 18th
Policies			
 Vitamin A supplementation coverage for children	99%	2012	Joint 2nd
 Government promotes complementary feeding (yes/no)	No	2014	Joint 42nd
 Population with access to an improved water source	76.8%	2015	24th
 Population with access to improved sanitation	20.1%	2015	33rd
 Health care visits for pregnant women	85.2%	2012	32nd
 Nutrition features in national development policy ¹	Moderate	2011-2015	22nd
 National nutrition policy/strategy (yes/no)	Yes	2015	Joint 1st
 Multisector and multistakeholder policy coordination (yes/no)	Yes	2015	Joint 1st
 Time bound nutrition targets (yes/no)	No	2011	Joint 32nd
 National nutrition survey in last 3 years (yes/no)	Yes	2016	Joint 1st
Laws			
 ICMSB [^] Enshrined in domestic law ²	Few Aspects Enshrined	2016	Joint 28th

¹ Possible scores are:  Very Weak/Weak  Moderate  Strong/Very Strong (Note: Performance relative to other countries).

² Possible scores are:  Not Enshrined in Law  Few/Many Aspects Enshrined  Fully enshrined.

[^] International Code of Marketing of Breastmilk Substitutes