

Existing rates of: **Wasting: 3.8%** **Stunting: 34.7%** **Proportion of population underweight: 13.4%**

Source: Gov. of Tanzania (National Nutrition Survey, 2014)





















Strong Performance

- Government of Tanzania has ensured tenure security for rural populations. Land titling is common and land markets function well. Policy promotes equitable access to common property resources.
- The Government encourages varied agricultural research and extension services, and local farmer organisations are involved in setting policy priorities. The extension system is effective and properly reaches out to poor farmers. Government policies, strategies and mechanisms seek to ensure gender equity in access to extension services.
- Tanzania instituted a separate budget line for nutrition, enabling transparency and accountability for spending.
- The National Nutrition Policy/Strategy identifies time bound nutrition targets and a multisectoral and multistakeholder policy coordination mechanism has been set up.
- Policymakers in Tanzania benefit from regular nutrition surveys that are statistically representative at national level. The last survey was published in 2014.
- The Government has fully enshrined the International Code of Marketing of Breastmilk Substitutes into domestic law.
- The Government of Tanzania promotes complementary feeding practices and has achieved two high doses of vitamin A supplementation for 92% of children in 2013.
- In Tanzania, constitutional protection of the right to social security is strong.

Areas for improvement



- Spending on agriculture (3.7% of public spending in 2013), does not meet government commitments set out in the African Union's Maputo Declaration (10% of public spending).
- Tanzania's spending in its health sector (10.3% of public spending in 2012) does not fully meet (15%) commitments set out in the Abuja Declaration.
- In Tanzania, the law does not give women economic rights equal to men. Men and women have equal legal access to agricultural land, but this is not effectively enforced and discriminatory practices against women continue, increasing their vulnerability to hunger and undernutrition.
- Relative to other HANCI countries, Tanzania's medium/ long term national development policy (Long Term Perspective Plan) places weak importance to nutrition.
- Weak access to an improved source of drinking water (53.2% in 2012) and an improved sanitation facility (12.2% in 2012) prevents positive outcomes for hunger and nutrition in Tanzania.
- In Tanzania, constitutional protection of the right to food is weak.
- Civil registration rates are weak (16.3% in 2010) and potentially hold back children's access to critical public services such as health and education.

Hunger Reduction Commitment Index (HRCI)

























Public spending	Score*	Year	HRCI Rank of 45
 Public spending on agriculture as share of total public spending ¹	 3.7%	2013	22nd
 Public spending on health as share of total public spending ¹	 10.3%	2012	Joint 20th
Policies			
 Access to land (security of tenure) ²	 Strong	2013	Joint 7th
 Access to agricultural research and extension services ²	 Strong	2013	Joint 5th
 Civil registration system — coverage of live births	 16.3%	2010	42nd
 Functioning of social protection systems ²	 Weak	2014	Joint 9th
Laws			
 Level of constitutional protection of the right to food ²	 Weak	2011	Joint 18th
 Equality of women's access to agricultural land (property rights) ³	 In Law, not in Practice	2014	Joint 1st
 Equality of women's economic rights ³	 Not in Law	2011	Joint 26th
 Constitution recognises the right to social security (yes/no)	 Yes	2006	Joint 1st

¹ Possible scores are:  <75% of agriculture (Maputo) and health (Abuja) spending pledges  >=75 % and <100%  >=100%

² Possible scores are:  Weak  Moderate  Strong

³ Possible scores are:  Not in Law  In Law Not in Practice  In Law & Practice

Nutrition Commitment Index (NCI)

Public spending	Score*	Year	NCI Rank of 45
 Separate budget for nutrition (No/Sectoral only/Yes)	 Yes	2014	Joint 1st
Policies			
 Vitamin A supplementation coverage for children	 92%	2013	20th
 Government promotes complementary feeding (yes/no)	 Yes	2010	Joint 1st
 Population with access to an improved water source	 53.2%	2012	38th
 Population with access to improved sanitation	 12.2%	2012	42nd
 Health care visits for pregnant women	 87.8%	2010	29th
 Nutrition features in national development policy ¹	 Weak	2011-2025	31st
 National Nutrition Policy/Strategy (yes/no)	 Yes	2014	Joint 1st
 Multisector and multistakeholder policy coordination (yes/no)	 Yes	2014	Joint 1st
 Time bound nutrition targets (yes/no)	 Yes	2014	Joint 1st
 National nutrition survey in last 3 years (yes/no)	 Yes	2014	Joint 1st
Laws			
 ICMSB [^] Enshrined in domestic law ²	 Fully enshrined	2014	Joint 1st

¹ Possible scores are:  Weak  Moderate  Strong (Note: Performance relative to other countries).

² Possible scores are:  Not Enshrined in Law  Voluntary Adoption  Fully enshrined.

[^] International Code of Marketing of Breastmilk Substitutes