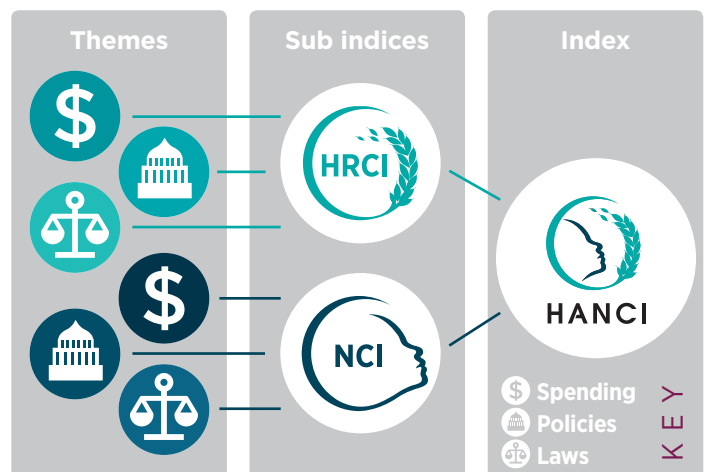




Key data for Tunisia


Existing rates of: **Wasting: 2.8%** **Stunting: 10.1%** **Proportion of population underweight: 2.3%**

Source: Gov. of Tunisia (MICS, 2012)





















Strong Performance

- Government of Tunisia has ensured tenure security for rural populations. Land titling is common and land markets function well. Policy promotes equitable access to common property resources.
- Tunisia has devised a National Nutrition Policy/Strategy.
- Policymakers in Tunisia benefit from regular nutrition surveys that are statistically representative at national level. The last survey was published in 2011-2012.
- The Government has enshrined aspects of the International Code of Marketing of Breastmilk Substitutes into domestic law.
- The Government of Tunisia promotes complementary feeding practices and has achieved two high doses of vitamin A supplementation for 100% of children in 2005.
- Strong access to an improved source of drinking water (96.8% in 2012) and an improved sanitation facility (90.4% in 2012) drives better hunger and nutrition outcomes in Tunisia.
- In Tunisia 98.1% of women aged 15-49 were visited at least once during pregnancy by skilled health personnel in 2012.
- In Tunisia, constitutional protection of the right to social security is strong.
- Strong civil registration rates (99.2% in 2011-2012) potentially enable children's access to critical public services such as health and education.

Areas for improvement




- Spending on agriculture (4.85% of public spending in 2013), does not meet government commitments set out in the African Union's Maputo Declaration (10% of public spending).
- Tunisia's spending in its health sector (13.3% of public spending in 2012) is close to, yet not fully meeting government commitments set out in the African Union's Abuja Declaration (15% of public spending).
- In Tunisia, the law gives women and men equal economic rights and equal legal access to agricultural land. However, these laws are not effectively enforced and discriminatory practices against women continue, increasing their vulnerability to hunger and undernutrition.
- Relative to other HANCI countries, Tunisia's medium/long term national development policy (XIIème Plan de Développement) places weak importance to nutrition.
- Tunisia does not have a separate budget line for nutrition; this prevents transparency and accountability for spending.
- Even though Tunisia has developed a National Nutrition Policy/Strategy, clear time-bound nutrition targets and a multisectoral and multistakeholder policy coordination mechanism are still lacking.


Key data for Tunisia
Hunger Reduction Commitment Index (HRCI)

























Public spending	Score*	Year	HRCI Rank of 45
 Public spending on agriculture as share of total public spending ¹	 4.85%	2013	18th
 Public spending on health as share of total public spending ¹	 13.3%	2012	10th
Policies			
 Access to land (security of tenure) ²	 Strong	2013	Joint 7th
 Access to agricultural research and extension services ²	 Moderate	2013	Joint 27th
 Civil registration system — coverage of live births	 99.2%	2011-2012	2nd
 Functioning of social protection systems ²	 Moderate	2014	Joint 2nd
Laws			
 Level of constitutional protection of the right to food ²	 Moderate	2014	Joint 7th
 Equality of women's access to agricultural land (property rights) ³	 In Law, not in Practice	2014	Joint 1st
 Equality of women's economic rights ³	 In Law, not in Practice	2011	Joint 7th
 Constitution recognises the right to social security (yes/no)	 Yes	2014	Joint 1st

¹ Possible scores are:  <75% of agriculture (Maputo) and health (Abuja) spending pledges  >=75 % and <100%  >=100%

² Possible scores are:  Weak  Moderate  Strong

⁴ Possible scores are:  Not in Law  In Law Not in Practice  In Law & Practice

Nutrition Commitment Index (NCI)

Public spending	Score*	Year	NCI Rank of 45
 Separate budget for nutrition (No/Sectoral only/Yes)	 No	2014	Joint 28th
Policies			
 Vitamin A supplementation coverage for children	 100%	2005	1st
 Government promotes complementary feeding (yes/no)	 Yes	2010	Joint 1st
 Population with access to an improved water source	 96.8%	2012	Joint 3rd
 Population with access to improved sanitation	 90.4%	2012	3rd
 Health care visits for pregnant women	 98.1%	2012	Joint 2nd
 Nutrition features in national development policy ¹	 Weak	2010-2014	Joint 36th
 National Nutrition Policy/Strategy (yes/no)	 Yes	2014	Joint 1st
 Multisector and multistakeholder policy coordination (yes/no)	 No	2013	Joint 34th
 Time bound nutrition targets (yes/no)	 No	2014	Joint 32nd
 National nutrition survey in last 3 years (yes/no)	 Yes	2011-2012	Joint 1st
Laws			
 ICMSB [^] Enshrined in domestic law ²	 Aspects Enshrined	2014	Joint 16th

¹ Possible scores are:  Weak  Moderate  Strong (Note: Performance relative to other countries).

² Possible scores are:  Not Enshrined in Law  Voluntary Adoption  Fully enshrined.

[^] International Code of Marketing of Breastmilk Substitutes