

Existing rates of: **Wasting:** 10.9% **Stunting:** 32.9% **Proportion of population underweight:** 24.4%

Source: Gov. of Burkina Faso (National Nutrition Survey, 2012)





















Strong Performance

- The Government encourages varied agricultural research and extension services, and local farmer organisations are involved in setting policy priorities. The extension system is effective and properly reaches out to poor farmers. Government policies, strategies and mechanisms seek to ensure gender equity in access to extension services.
- The National Nutrition Policy/Strategy identifies time bound nutrition targets and a multisectoral and multistakeholder policy coordination mechanism has been set up.
- Policymakers in Burkina Faso benefit from regular nutrition surveys that are statistically representative at national level. The last survey was published in 2013.
- The Government has fully enshrined the International Code of Marketing of Breastmilk Substitutes into domestic law.
- The Government of Burkina Faso promotes complementary feeding practices and has achieved two high doses of vitamin A supplementation for 99% of children in 2013.
- In Burkina Faso 94.3% of women aged 15-49 were visited at least once during pregnancy by skilled health personnel in 2010.
- In Burkina Faso, constitutional protection of the right to social security is strong.

Areas for improvement




- Spending on agriculture (9.03% of public spending in 2013) is close to, yet not fully meeting government commitments set out in the African Union's Maputo Declaration (10% of public spending).
- Burkina Faso's spending in its health sector (11.9% of public spending in 2012) is close to, yet not fully meeting government commitments set out in the African Union's Abuja Declaration (15% of public spending).
- In Burkina Faso, the law gives women and men equal economic rights and equal legal access to agricultural land. However, these laws are not effectively enforced and discriminatory practices against women continue, increasing their vulnerability to hunger and undernutrition.
- Weak access to improved sanitation facilities (18.6% in 2012) obstructs better hunger and nutrition outcomes.
- In Burkina Faso, constitutional protection of the right to food is weak.

Hunger Reduction Commitment Index (HRCI)

























Public spending	Score*	Year	HRCI Rank of 45
 Public spending on agriculture as share of total public spending ¹	 9.03%	2013	7th
 Public spending on health as share of total public spending ¹	 11.9%	2012	16th
Policies			
 Access to land (security of tenure) ²	 Moderate	2013	Joint 21st
 Access to agricultural research and extension services ²	 Strong	2013	Joint 2nd
 Civil registration system — coverage of live births	 76.9%	2010	16th
 Functioning of social protection systems ²	 Weak	2014	Joint 20th
Laws			
 Level of constitutional protection of the right to food ²	 Weak	2011	Joint 18th
 Equality of women's access to agricultural land (property rights) ³	 In Law, not in Practice	2014	Joint 1st
 Equality of women's economic rights ³	 In Law, not in Practice	2011	Joint 7th
 Constitution recognises the right to social security (yes/no)	 Yes	2006	Joint 1st

¹ Possible scores are:  <75% of agriculture (Maputo) and health (Abuja) spending pledges  >=75 % and <100%  >=100%

² Possible scores are:  Weak  Moderate  Strong

⁴ Possible scores are:  Not in Law  In Law Not in Practice  In Law & Practice

Nutrition Commitment Index (NCI)

Public spending	Score*	Year	NCI Rank of 45
 Separate budget for nutrition (No/Sectoral only/Yes)	 Sectoral only	2014	Joint 16th
Policies			
 Vitamin A supplementation coverage for children	 99%	2013	Joint 2nd
 Government promotes complementary feeding (yes/no)	 Yes	2010	Joint 1st
 Population with access to an improved water source	 81.7%	2012	15th
 Population with access to improved sanitation	 18.6%	2012	35th
 Health care visits for pregnant women	 94.3%	2010	15th
 Nutrition features in national development policy ¹	 Moderate	2011-2015	22nd
 National Nutrition Policy/Strategy (yes/no)	 Yes	2014	Joint 1st
 Multisector and multistakeholder policy coordination (yes/no)	 Yes	2014	Joint 1st
 Time bound nutrition targets (yes/no)	 Yes	2014	Joint 1st
 National nutrition survey in last 3 years (yes/no)	 Yes	2013	Joint 1st
Laws			
 ICMSB [^] Enshrined in domestic law ²	 Fully enshrined	2014	Joint 1st

¹ Possible scores are:  Weak  Moderate  Strong (Note: Performance relative to other countries).

² Possible scores are:  Not Enshrined in Law  Voluntary Adoption  Fully enshrined.

[^] International Code of Marketing of Breastmilk Substitutes